



**ROYAL VIRGIN ISLAND POLICE FORCE  
CRIMINAL RECORDS & STATISTICS UNIT**

**CRIME STATISTICS REPORT  
2006**

**PREPARED BY THE  
POLICE FORCE STATISTICIAN**



**ROYAL VIRGIN ISLAND POLICE FORCE**  
**CRIMINAL RECORDS AND STATISTICS UNIT**

***Annual Crime Statistics Report***

For the Period  
1<sup>st</sup> January to 31<sup>st</sup> December

## TABLE OF CONTENTS

1. Total Crime	P. 1
2. Major Crimes	P. 1 - 3
3. Minor Crimes	P. 4
4. Appendix A	A. 1 - 4

## Total Crimes

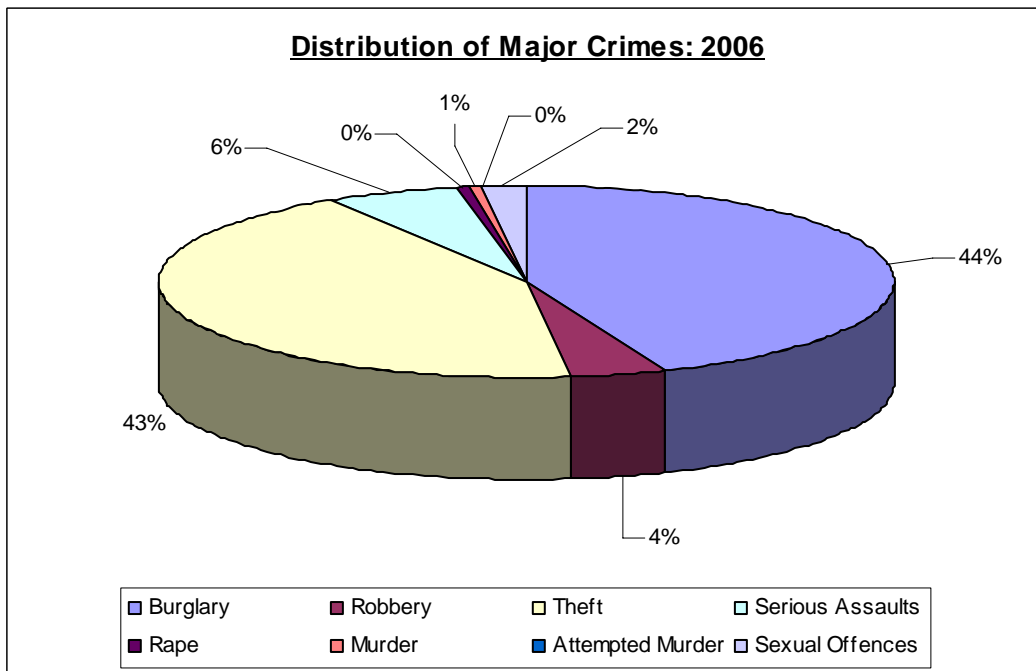
The Royal Virgin Island Police Force recorded a total of 1503 crimes in 2006. Of the total crimes for the year, 304 (20%) were categorized as Offences Against Persons, 778 (52%) were categorized as Offences Against Property and 421 (28%) were categorized as Other Crimes (*figure 1*). The Other Crimes category consists of Customs and Immigration Violations, Weapons Offences, Fraud Offences, Narcotics Offences and Public Order Offences.

The overall detection rate for 2006 was 46%, resulting in 462 arrests being made. This was as a result of the high volume (66%) of minor crimes that were detected over the period. On the other hand only 20% of the reported major crimes were detected to date<sup>1</sup>.

## Major Crimes

Of the 649 reported major crimes, property related crimes, with Burglary (44%), Theft (43%), and Robbery (4%) accounted for 91% of the total major crimes recorded and the remaining 9% are offences against person (*figure. 1*).

Figure 1



<sup>1</sup> See appendix A1

## Serious Crimes Against Persons

For the period under review the Territory had 4 murders and 1 attempt to commit murder. There were 3 reported rape cases, 6 cases of indecent assault and 5 cases of unlawful sexual intercourse with a minor. Of the 3 rapes committed 1 has been solved to date and 4 of the 6 reported indecent assaults have been solved. A total of 40 Serious Assaults were reported during to period with 26 being assault occasioning bodily harm and the remaining 14 are inflicting grievous bodily harm. Of the 40 recorded serious assaults 68% (25) were solved: - 21 assault occasioning bodily harm and 5 inflicting grievous bodily harm. Domestic violence resulted in 9 of the recorded assault occasioning actual bodily harm.

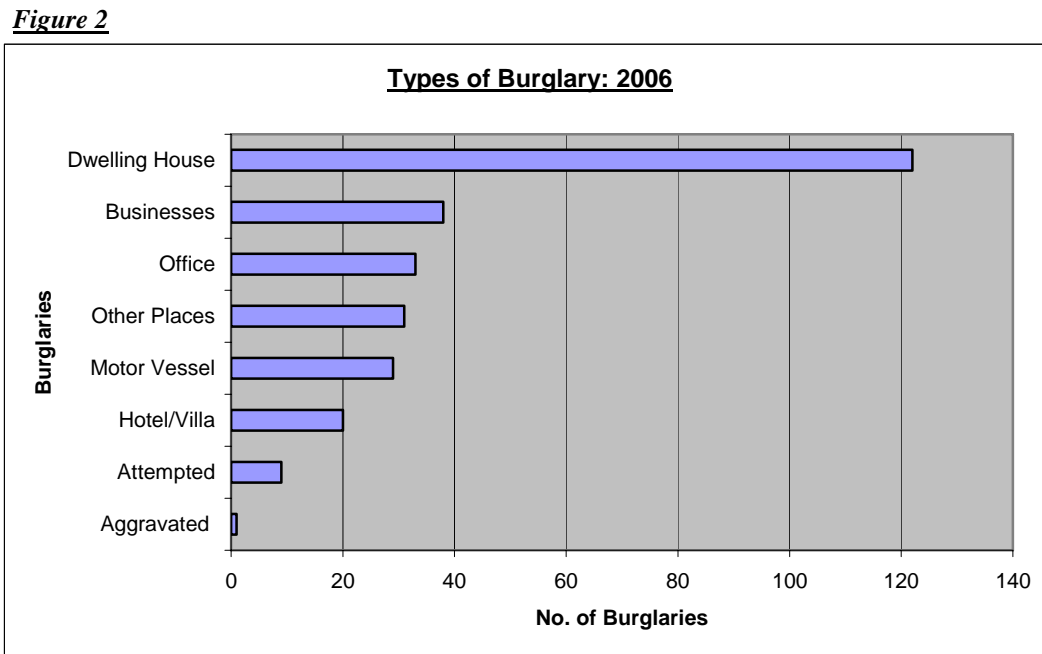
A 54% (14) increase in serious assaults against persons was recorded in 2006 when compared to 2005.

## Serious Crimes Against Property

### **Burglary**

A further break-down of the property related crimes indicates that 43% (122) of all Burglaries are residential, 12% (33) are commercial and 10% (29) are done on boats used as a dwelling.

*Figure 2* shows the break-down.



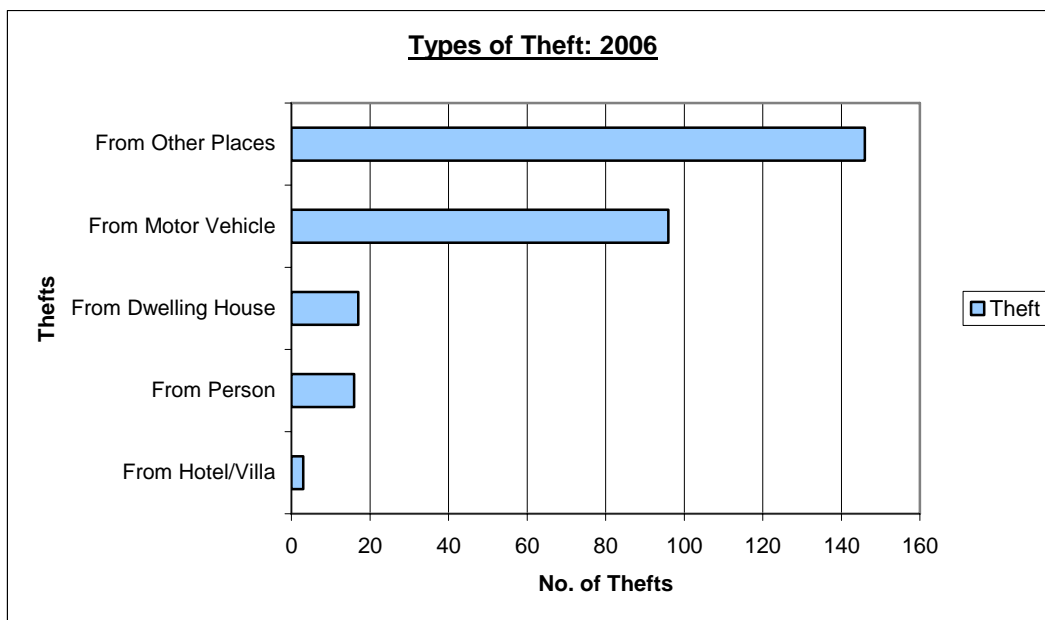
Overall, burglaries recorded a 6% increase for 2006 compared to 2005. A total of 50 (69%) more residential burglaries were reported in 2006 than the 72 reported in 2005.

The detection rate for burglaries recorded in 2006 is 12% to date. The burglary category that has the highest<sup>2</sup> (18%) detection rate is those committed at shops or stores. Residential burglaries have a 12% (15 of 122) detection rate, 3% of the burglaries committed on boats used as dwellings have been solve so far.

### Theft

There were 278 reported Thefts in 2006 with Thefts from motor vehicles accounting for 35% (96) of the total (*figure 3*).

**Figure 3**



Overall, theft recorded a 24% decrease for 2006 compared to 2005. All categories of reported thefts recorded significant declines with the exception of theft from motor vehicles which declined by 2% i.e. 2 thefts less than that recorded in 2005.

Eighteen percent of the total reported Thefts for 2006 have been solved to date. Theft from motor vehicles recorded the lowest detection rate (5%) while theft from hotels and villas recorded the highest (67%).

### Robbery

A total of **28** robberies were committed during the period. All of the robberies were armed robberies. Approximately one third of the robberies have been solved.

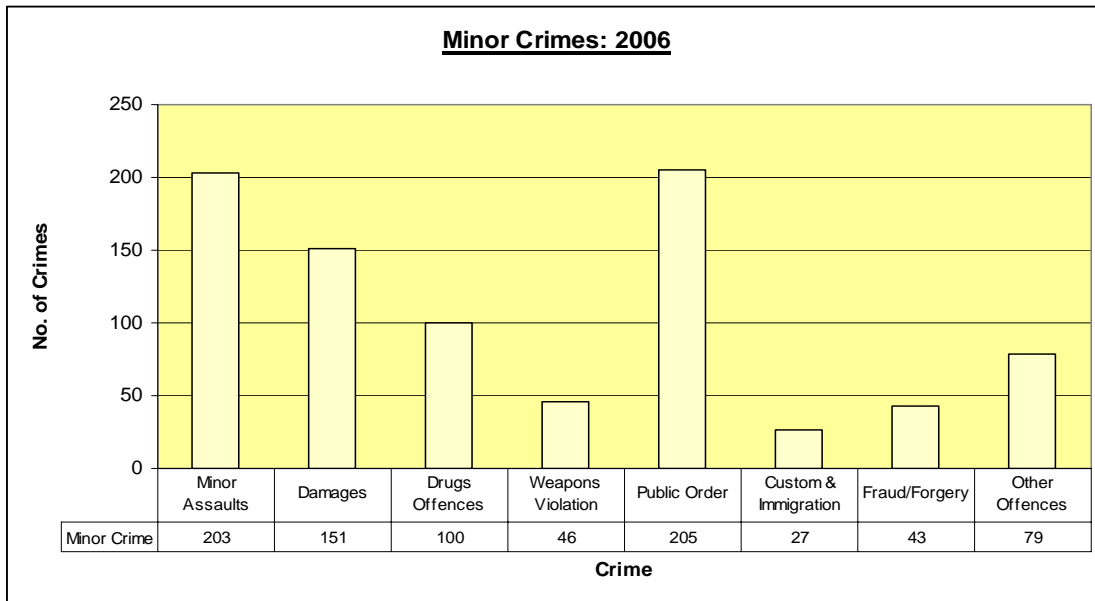
<sup>2</sup> Aggravated burglary was not considered since it would fall within one of the other categories.

## Minor Crimes

### Minor Crimes

There were 854 recorded minor crimes. Figure 4 shows the distribution of the Minor crimes.

**Figure 4**



Minor Assaults (24%) and Public Order Offence (24%) are the categories that accounts for the majority of the minor crimes. It is also important to note the high volume of fraud related offences.

### Assaults

The Minor Assaults category shows that there were 204 reports made to the police 2006. Domestic violence accounted for 24% (48) of the total minor assaults while the police was assaulted 28 times for the period (*table 1*).

**Table 1**

Minor Assaults: 2006

Minor Assaults	General	Domestic	Total
<i>Assault On Police</i>	28	0	28
<i>Common Assault</i>	91	40	131
<i>Wounding</i>	35	8	43
<i>Other</i>	2	0	2
<b>Total</b>	<b>156</b>	<b>48</b>	<b>204</b>

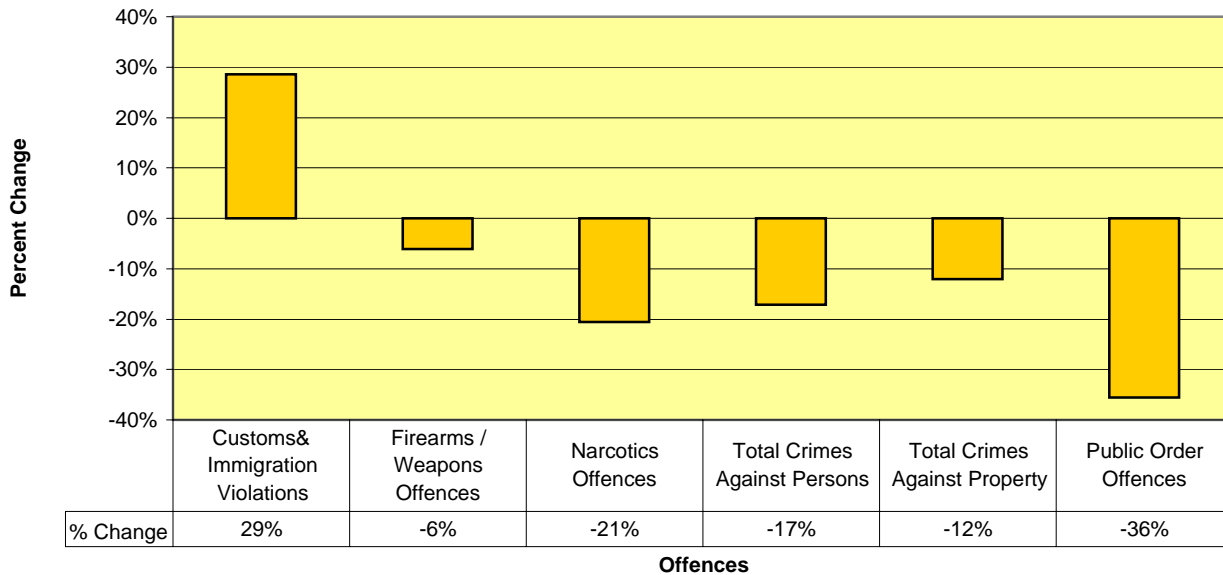
Appendix A



Summary of Offence 2005 v. 2006

CRIME CLASSIFICATION	2004	2005	2006	2005 v. 2006		Detection Rate 2006
				+/-	%	
Major Crimes Against the Person	70	32	45	13	41%	68%
Sex Related Crimes	28	29	15	-14	-48%	60%
Minor Crimes Against the Person	771	306	244	-62	-20%	59%
<b>Total Crimes Against Persons</b>	<b>869</b>	<b>367</b>	<b>304</b>	<b>-63</b>	<b>-17%</b>	<b>60%</b>
Major Crimes Against Property	760	664	589	-75	-11%	16%
Minor Crimes Against Property	393	221	189	-32	-14%	34%
<b>Total Crimes Against Property</b>	<b>1153</b>	<b>885</b>	<b>778</b>	<b>-107</b>	<b>-12%</b>	<b>20%</b>
Customs & Immigration Violations	23	21	27	6	29%	74%
Firearms / Weapons Offences	78	49	46	-3	-6%	85%
Fraud Offences	30	12	43	31	258%	95%
Narcotics Offences	97	126	100	-26	-21%	95%
Public Order Offences	307	318	205	-113	-36%	79%
<b>Total Other Crimes</b>	<b>535</b>	<b>526</b>	<b>421</b>	<b>-105</b>	<b>-20%</b>	<b>85%</b>
<b>GRAND TOTAL</b>	<b>2557</b>	<b>1778</b>	<b>1503</b>	<b>-275</b>	<b>-15%</b>	<b>46%</b>

Percentage Change in Crime by Categories: 2005 v 2006



Appendix A



Offences Against The Person 2005 v. 2006

CRIME CLASSIFICATION	2004	2005	2006	2005 v. 2006		Detection Rate 2006
				+/-	%	
<u>Homicide</u>						
Murder	5	3	4	1	33%	50%
Attempted Murder	6	3	1	-2	-67%	100%
Manslaughter	2	0	0	0	NA	NA
Conspiracy to Murder	0	0	0	0	NA	NA
<b>SUB TOTAL</b>	<b>13</b>	<b>6</b>	<b>5</b>	<b>-1</b>	<b>-17%</b>	<b>60%</b>
<u>Serious Assault</u>						
Administering Poison With Intent to Injure	1	0	0	0	NA	NA
Assault Occasioning Actual Bodily Harm	32	18	26	8	44%	81%
Wounding: Inflicting Grievous Bodily Harm	23	8	14	6	75%	36%
Using Explosive With Intent/Grievous Bodily Harm	1	0	0	0	NA	NA
<b>SUB TOTAL</b>	<b>57</b>	<b>26</b>	<b>40</b>	<b>14</b>	<b>54%</b>	<b>68%</b>
<u>Sexual Assaults</u>						
Attempted Rape	1	2	0	-2	-100%	NA
Indecent Assault	16	11	6	-5	-45%	67%
Indecency With Child	2	2	0	-2	-100%	NA
Incest	0	0	1	1	NA	0%
Rape	4	4	3	-1	-25%	33%
Unlawful Sexual Intercourse With Girl Under Sixteen	4	4	5	1	25%	80%
Unlawful Sexual Intercourse With Girl Under Thirteen	1	6	0	-6	-100%	NA
<b>SUB TOTAL</b>	<b>28</b>	<b>29</b>	<b>15</b>	<b>-14</b>	<b>-48%</b>	<b>60%</b>
<u>Minor Assaults</u>						
Assault on Police officer	15	21	28	7	33%	96%
Common Assault	387	169	131	-38	-22%	47%
Wounding	42	33	43	10	30%	59%
Other Minor Assaults	20	7	2	-5	-71%	50%
<b>SUB TOTAL</b>	<b>464</b>	<b>230</b>	<b>204</b>	<b>-26</b>	<b>-11%</b>	<b>56%</b>
<u>Other Offences Against The Person</u>						
Threatening Language	305	74	40	-34	-46%	72%
Other minor Offences	2	2	0	-2	-100%	NA
<b>SUB TOTAL</b>	<b>307</b>	<b>76</b>	<b>40</b>	<b>-36</b>	<b>-47%</b>	<b>72%</b>
<b>GRAND TOTAL</b>	<b>869</b>	<b>367</b>	<b>304</b>	<b>-63</b>	<b>-17%</b>	<b>60%</b>

Appendix A



Offences Against Property 2005 v. 2006

CRIME CLASSIFICATION	2004	2005	2006	2005 v. 2006		Detection Rate 2006
				+/-	%	
<u>Damage to Property</u>						
Arson	6	2	1	-1	-50%	100%
Criminal Damage	235	166	150	-16	-10%	30%
Other Damages to Property	10	3	0	-3	-100%	NA
<b>SUB TOTAL</b>	<b>251</b>	<b>171</b>	<b>151</b>	<b>-20</b>	<b>-12%</b>	<b>30%</b>
<u>Burglary</u>						
Aggravated Burglary	2	3	1	-2	-67%	100%
Attempted Burglary	30	22	9	-13	-59%	0%
Burglary From Dwelling House	124	72	122	50	69%	12%
Burglary from Hotel/Villa	17	27	20	-7	-26%	10%
Burglary From Office	21	25	33	8	32%	15%
Burglary From Store/Shop	73	32	38	6	19%	18%
Burglary From Motor Vessel	20	33	29	-4	-12%	3%
Other Burglaries	27	54	31	-23	-43%	13%
<b>SUB TOTAL</b>	<b>314</b>	<b>268</b>	<b>283</b>	<b>15</b>	<b>6%</b>	<b>12%</b>
<u>Theft</u>						
Attempted Theft	4	3	0	-3	-100%	NA
Theft From Dwelling House	27	27	17	-10	-37%	29%
Theft From Hotel/Villa	7	5	3	-2	-40%	67%
Theft From Motor Vehicle	121	98	96	-2	-2%	5%
Theft From Person	82	23	16	-7	-30%	38%
Theft From Other Places	164	212	146	-66	-31%	24%
<b>SUB TOTAL</b>	<b>405</b>	<b>368</b>	<b>278</b>	<b>-90</b>	<b>-24%</b>	<b>18%</b>
<u>Robbery</u>						
Armed Robbery	21	23	25	2	9%	32%
Attempted Armed Robbery	4	1	0	-1	-100%	NA
Attempted Robbery	6	2	1	-1	-50%	0%
Robbery	10	2	2	0	0%	NA
<b>SUB TOTAL</b>	<b>41</b>	<b>28</b>	<b>28</b>	<b>0</b>	<b>0%</b>	<b>29%</b>
<u>Other Offence Against the Property</u>						
Possession/Handling Stolen Property	6	6	5	-1	-17%	100%
Taking Conveyance Without Authority	42	23	31	8	35%	42%
Obtain Property/Services by Deception	64	10	2	-8	-80%	100%
Other	30	11	0	-11	-100%	NA
<b>SUB TOTAL</b>	<b>142</b>	<b>50</b>	<b>38</b>	<b>-12</b>	<b>-24%</b>	<b>53%</b>
<b>GRAND TOTAL</b>	<b>1153</b>	<b>885</b>	<b>778</b>	<b>-107</b>	<b>-12%</b>	<b>20%</b>

Appendix A



Other Crimes 2005 v. 2006

CRIME CLASSIFICATION	2004	2005	2006	2005 v. 2006		Detection Rate 2006
				+/-	%	
<b>Customs and Immigration Violations</b>						
Illegal Entry Into Territory	10	10	10	0	0%	100%
Illegal Fishing	2	2	0	-2	-100%	NA
Over Staying Entry Permit	0	0	12	12	NA	42%
Other Customs and Immigration Violations	11	9	5	-4	-44%	100%
<b>SUB TOTAL</b>	<b>23</b>	<b>21</b>	<b>27</b>	<b>6</b>	<b>29%</b>	<b>74%</b>
<b>Firearms/Weapons Offences</b>						
Armed With Offensive Weapon	54	31	30	-1	-3%	77%
Discharge Firearm In Public Place	1	3	0	-3	-100%	NA
Unlawful Possession of Ammunition	8	9	5	-4	-44%	100%
Unlawful Possession of Firearm and Ammunition	15	6	11	5	83%	100%
<b>SUB TOTAL</b>	<b>78</b>	<b>49</b>	<b>46</b>	<b>-3</b>	<b>-6%</b>	<b>85%</b>
<b>Fraud Offences</b>						
Fraud/Forgery	15	8	43	35	438%	95%
Uttering Counterfeit/Forged Documents/Notes	15	4	0	-4	-100%	NA
<b>SUB TOTAL</b>	<b>30</b>	<b>12</b>	<b>43</b>	<b>31</b>	<b>258%</b>	<b>95%</b>
<b>Narcotics Offences</b>						
Unlawful Cultivation of Cannabis	9	11	9	-2	-18%	100%
Unlawful Importation of Cannabis	3	1	4	3	300%	100%
Unlawful Possession of Cannabis	59	91	68	-23	-25%	96%
Unlawful Possession of Cocaine	2	4	8	4	100%	88%
Unlawful Possession of Crack Cocaine	8	10	1	-9	-90%	100%
Unlawful Possession of Cannabis to Supply	9	8	7	-1	-13%	86%
Unlawful Possession of Cocaine to Supply	3	0	2	2	NA	100%
Unlawful Possession of Crack Cocaine to Supply	4	1	1	0	0%	100%
<b>SUB TOTAL</b>	<b>97</b>	<b>126</b>	<b>100</b>	<b>-26</b>	<b>-21%</b>	<b>95%</b>
<b>Public Order Offences</b>						
Affray	38	38	11	-27	-71%	64%
Disorderly Conduct	21	40	40	0	0%	95%
Indecent Language	26	42	43	1	2%	88%
Resisting Arrest	12	29	29	0	0%	97%
Other Public Order Offences	210	169	82	-87	-51%	38%
<b>SUB TOTAL</b>	<b>307</b>	<b>318</b>	<b>205</b>	<b>-113</b>	<b>-36%</b>	<b>79%</b>
<b>GRAND TOTAL</b>	<b>535</b>	<b>526</b>	<b>421</b>	<b>-105</b>	<b>-20%</b>	<b>85%</b>